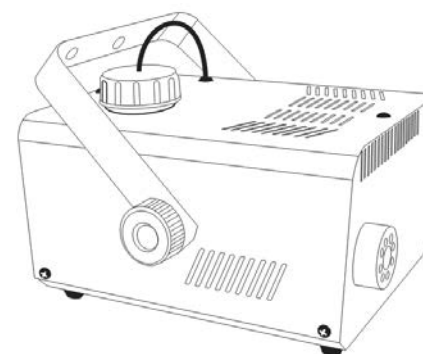




**FOG MACHINE**

**USER MANUAL**

**LCG-DFV9**



Please read the manual before use the machine



#### 5. Other notice:

●High quality fog liquid is suggested. All smoke machines will be jammed or pump damaged by the no good fog liquid or duty fog liquid. If so, maintains will not available.

●Please clean machine by dry cloth, and story it under clean condition.

#### Operation notice:

●All smoke machines have condensation function, before setting the machine, please considerate whether spraying nozzle condense the water vapor or dampness around.

●Occasionally the smoke machines will have a little smoke output during/after working.

●Normally, less vapor or smoke may happen when the machine working first time.

#### 6. Technical parameter:

Power supply: AC120V

Power: 900W

Heat-up time: 3-4minutes

Fog output: 6000cu.ft/min

Output distance: 7m

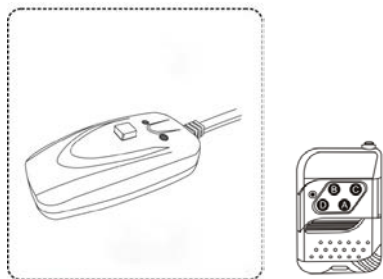
Tank capacity: 1L

Control: wire control and remote control

Dimensions: 260x250x170

Weight: 3.9kg

#### 7. Remote control and remote sender.



## Fog machine usage manual

#### Attention:

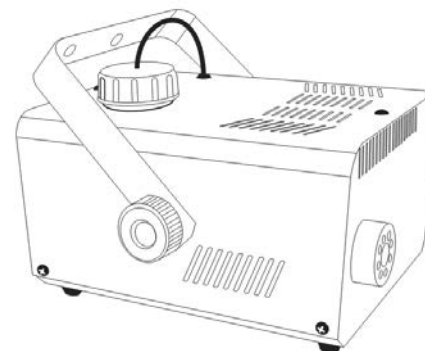
**1. Before using this product please read the operation instruction first, we will not responsible for any wrong operation.**

**2. We have the rights to refuse repairing, if the machine breaks down for without using liquid of our company. Machine used water based liquid.**

**3. The smoke machine has some certain of risk under high temperature working, do not open the machine box personally, or free after-services will be not available. Consequences will bear by youself.**

**4. Please keep accessories well, we will not provide spare parts for free if lost.**

**5. The smoke machine's spare parts are based on weak current working, please do not use them in the smoke machine of other brand.**



## FOG MACHINE USAGE MANUAL

In order to let the customers use our series production more easily and safely, it is better to read the instruction before using our series production.

Please obey the regulation in the manual.

We are not responsible for the error operation which is out off the manual.

### 1. Regulations:

- Before using, please makes sure power supply is rated voltage.

Please check against the voltage parameter which is on the backboard of the smoke machine whether is matched in the using place.

- Smoke machine must be placed at the ventilation place of indoor, but not where is the air flow less, otherwise the fuse will be broken and the machine can not heat up.

- Before refilling the smoke liquid, please shut down power supply.

Before refilling, please pay attention that the smoke liquid can not flow into machine inner part, or electric circuit will break.

- The smoke machine must be put in level, can not be slant or upside down.

- The supply and unplug should be turn off after using.

- The smoke machine is un-waterproof, if some vapor or smoke liquid enter the inner part of machine, please shut down power supply immediately and contact with your supplier.

- The machine do not have any maintain tools for person. Please do not reset machine and open the machine structure by yourself in order to avoid any danger.

### 2. In order avoid any fire or danger, please do follow below instruction:

- This machine is only for adult. Please keep it far away form the children.

- Do not spray to human body directly and keep it far away from the inflammable and explosive goods.

- Do keep the spray nozzle between target more than 5 meters when using, as the output smoke temperature is very high

The max temperature of machine surface may reach 40-80℃, please do not touch.

- The smoke machine should be put in the good ventilated place. Do not cover the whole machine with any thing, it will cause the heating emanation out of working, and may catch fire as too high temperature.

- Do not let the machine get in touch with the ground in carpet and wood. Keep the machine with ground more than 50cm in vertical and do not put any inflammable and explosive goods around 300cm.

- Usually, the fog machine can not be hanged up. If hang up working is needed, please fix the machine hard and in balance by the attached tool with the machine. In this case, around 2m<sup>2</sup> in vertical, pleas do not put any inflammable and explosive goods and guarantee air flow in good condition.

- Can not add any easy burning liquid in oil tank, such as oil, gas or any flavor.

### 3. Operations:

- Put the machine on a level place, open oil tank, and then refill the high quality fog liquid inside. In order to keep the fog liquid cleaning, please immediately cover the tank after refilling the smoke liquid.

- The power cable should put in the out let with earth wire, the smoke machine is heating up immediately, then the red light of wire controller turn on after heat up finishing.

- Presses the red button then spray smoke, keep spraying as long as you want.

- If the red light of wire controller is not bright, it means the smoke machine is under heating.

- When the red light of wire controller is bright, pressing any key of remote can make smoke spraying as long as you want.

- Always check the leavings of liquid, if the machine under running without any liquid, it must be broken.

- In cast, the smoke less, the pump more noise, or smoke can not spray, please cut off the power supply immediately, check fog liquid quantity, fuse, remote control connector and the power supply plug.

If the problem still can not be solved, please contact with your supplier..

### 4. Maintaining:

Please clean the machine clearing you regularly, it will reduce spare parts replacing and repairing expenses.

Please clean dust in the heat-proof tube by 20% vinegar and the 80% distilled water after the machine running 40 hours.

- Take out the fog liquid out, and refill the above cleanings, contact power supply then warm up machine.

- Keep it working until the cleanings running out in the enough space.